


Description

The Drive-It Drive Pin Anchor is a 2-piece drive-in anchor comprised of a corrosion resistant zamac anchor body and a steel or stainless steel drive pin. The Drive-It anchor is easy to install and ideal for light-duty and tamper-proof applications in concrete, block, brick or stone.



Key Features & Benefits

- ▶ Available with a carbon steel or type 304 stainless steel pin
- ▶ High grade carbon steel pin eliminates bending when installed
- ▶ Easy to install in concrete, block, brick or stone
- ▶ Tamper-proof



Specifications, Listings and Approvals

Diameters: 3/16" – 1/4"

Materials:

Anchor Body: Die Cast Zamac Alloy

Pin: Cold Rolled Steel with Zinc Plating
ASTM B633 or 304 Stainless Steel

Head Style: Mushroom

Finish: Zinc Plating ASTM B633

Federal Specifications:

GSA FFS-325, Group V, Type 2, Class 2

Applications

- ▶ Roof Flashing
- ▶ Masonry Anchorage and Brick Ties
- ▶ Electrical Fixtures
- ▶ Mechanical Attachments
- ▶ Furring Strips
- ▶ Brackets

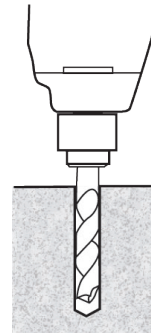
Installation Information

Instructions

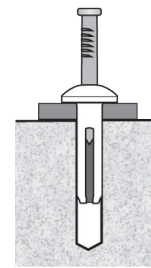
1. Drill the hole perpendicular to the work surface at least 1/4" deeper than the calculated embedment depth. Clean the hole using compressed air and a nylon brush.
2. Insert anchor assembly through mounting holes in fixture and into anchor hole.
3. Tap gently until head of anchor body is set tightly against item to be fastened. Gently hammer pin flush to expand body. Do not over-drive pin into body as this could damage the anchor.

NOTE: Always wear safety glasses. Follow drill manufacturer's instructions. Use only solid carbide-tipped drill bits meeting ANSI B212.15 diameter standards.


CAUTION: Drive Pin Anchors are not recommended for structural or overhead applications, nor is it for use in new concrete which has not had sufficient time to cure.



1



2



3

Installation Data

Anchor Dia. (in.)	Drill Bit Dia. (in.)	Fixture Clearance Hole (in.)	Head Height (in.)	Head Width (in.)
3/16	3/16	1/4	7/64	13/32
1/4	1/4	5/16	3/16	35/64

Performance Data

Ultimate and Allowable Loads (lbs.) - Normal-Weight Concrete

Anchor Dia. (in.)	Embed. Depth (in.)	Allowable								Ultimate							
		2,000 psi		3,000 psi		4,000 psi		6,000 psi		2,000 psi		3,000 psi		4,000 psi		6,000 psi	
		Tens.	Shear	Tens.	Shear	Tens.	Shear	Tens.	Shear	Tens.	Shear	Tens.	Shear	Tens.	Shear	Tens.	Shear
3/16	3/4	75	108	83	118	103	143	123	143	300	430	330	470	410	570	490	570
1/4	5/8	108	115	128	133	148	168	148	168	430	460	510	530	590	670	590	670
	3/4	138	153	165	175	195	215	203	215	550	610	660	700	780	860	810	860
	1	158	163	183	185	223	225	225	225	630	650	730	740	890	900	900	900
	1 1/4	178	183	203	203	250	245	250	250	710	730	810	810	1000	980	1000	1000

*Allowable load capacities are calculated using an applied safety factor of 4:1

Ultimate and Allowable Loads (lbs.) - Hollow Concrete Masonry

Anchor Dia. (in.)	Embed. Depth (in.)	1,500 psi			
		Allowable		Ultimate	
		Tension	Shear	Tension	Shear
3/16	3/4	60	110	240	440
1/4	5/8	75	130	300	520
	3/4	145	170	580	680
	1	168	178	670	710
	1 1/4	198	193	790	770

*Allowable load capacities are calculated using an applied safety factor of 4:1

Ultimate and Allowable Loads (lbs.) - Solid or Hollow Clay Brick Masonry

Anchor Dia. (in.)	Embed. Depth (in.)	1,500 psi			
		Allowable		Ultimate	
		Tension	Shear	Tension	Shear
3/16	3/4	90	183	360	730
1/4	5/8	113	248	450	990
	3/4	158	278	630	1110
	1	163	278	650	1110
	1 1/4	173	278	690	1110

*Allowable load capacities are calculated using an applied safety factor of 4:1

Order Information



Zamac Alloy Body with Zinc-Plated Steel Pin			
Catalog No.	Anchor Size (in.)	Box Quantity	Carton Quantity
DN3678	3/16 x 7/8	100	1000
DN1403	1/4 x 3/4	100	1000
DN1410	1/4 x 1	100	1000
DN1411	1/4 x 1-1/4	100	1000
DN1412	1/4 x 1-1/2	100	800
DN1420	1/4 x 2	100	800
DN1422	1/4 x 2-1/2	100	800
DN1430	1/4 x 3	100	800
DN1440	1/4 x 4	100	800

Zamac Alloy Body with 304 Stainless Steel Pin			
Catalog No.	Anchor Size (in.)	Box Quantity	Carton Quantity
DNS1410	1/4 x 1	100	1000
DNS1411	1/4 x 1-1/4	100	1000
DNS1412	1/4 x 1-1/2	100	800
DNS1420	1/4 x 2	100	800

For more information, please contact:



Divisions of Mechanical Plastics Corp.
110 Richards Avenue • Norwalk, CT 06854

Phone: 203-857-2200

Fax: 203-857-2201 • E-mail: sales@wej-it.com

www.togglor.com • www.wej-it.com

Drive-It™, TOGGLER logo and typeface, Wej-It® and High-Performance Anchors® are trademarks of Mechanical Plastics Corp. ©2015 Mechanical Plastics Corp. Rev. 6/15